


Aluminum Single Point Load Cell



FEATURES

- Capacities 0.3 - 3kg
- Aluminum construction
- Single point 200 x 200mm platform
- IP66 protection
- Total error better than 0.0067% of R.O.
- OIML approved

OPTIONAL FEATURE

- Capacity 200g at 0.8mV/V

DESCRIPTION

Model 1004 is a very low capacity, very high precision single point load cell designed for direct mounting in low capacity scales and precision balances.

This load cell is suitable for applications including jewellery scales, analytical balances, medical equipment, medical and pharmaceutical research and low level force measurement.

The model 1004 offers up to 30000 divisions short term precision at stable

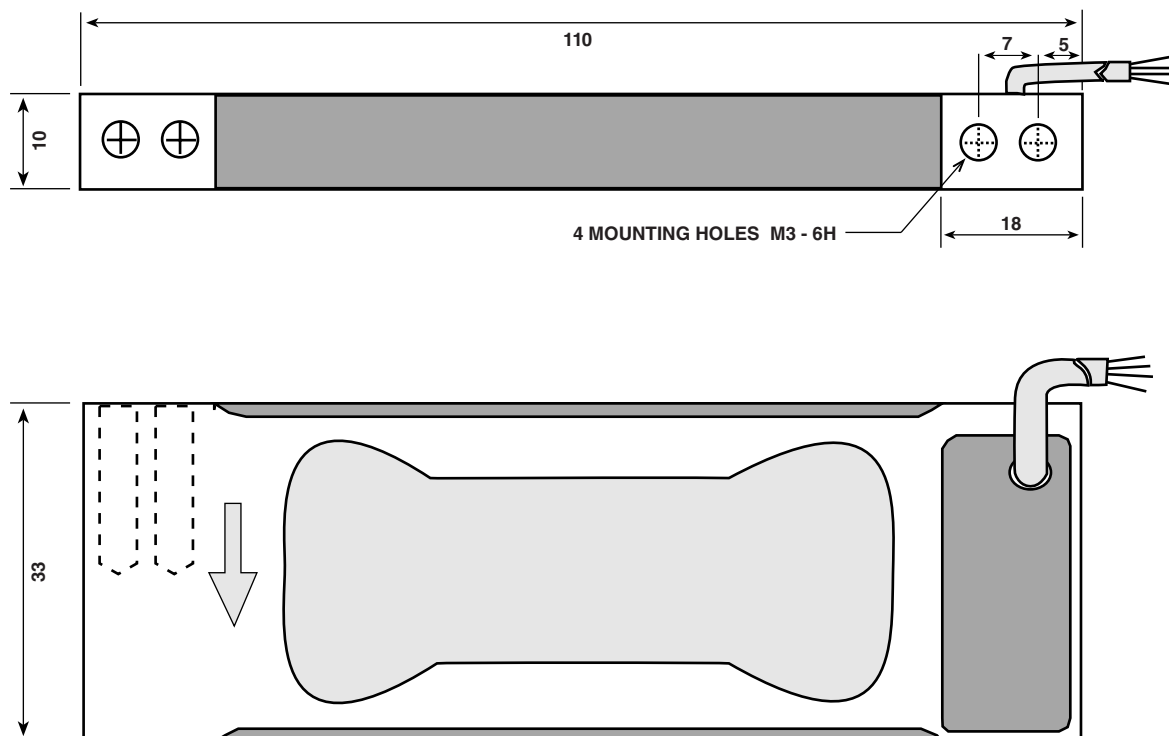
room temperature. A special two-stage humidity resistant protective coating assures long term reliability.

An overload protection device can be easily included in the application design. A threaded hole is provided in the loading end of the load cell for this purpose.

APPLICATIONS

- Low capacity scales
- Precision scales
- Jewelry scales
- Pharmaceutical scales

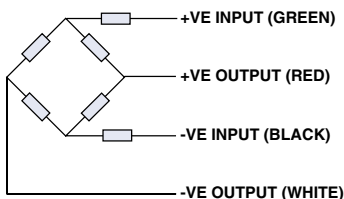
OUTLINE DIMENSIONS in millimeters



SPECIFICATIONS

PARAMETER	VALUE			UNIT
	GW	JW	C3	
Accuracy class				
Rated capacity-R.C. (E_{max})	0.3, 0.6, 1.5, 3			kg
Rated output-R.O.	0.9			mV/V
Rated output tolerance	0.1			±mV/V
Zero balance	0.045			+mV/V
Zero Return, 2 minutes	0.0100	0.0033		±% of applied load
Zero Return, 30 minutes			0.017	±% of applied load
Total Error (per OIML R60)	0.0100	0.0067	0.02	±% of rated output
Temperature effect on zero	0.0040		0.004	±% of rated output/°C
Temperature effect on output	0.0020		0.001	±% of load/°C
Eccentric loading error	0.0033			±% of rated load/cm
Temp. range, compensated	+5 to +40			°C
Temp. range, safe	-3 to +70			°C
Maximum safe central overload	150			% of R.C.
Ultimate central overload	250			% of R.C.
Excitation, recommended	10			Vdc or Vac rms
Excitation, maximum	15			Vdc or Vac rms
Input impedance	415±20			Ohms
Output impedance	350±3			Ohms
Insulation resistance	>2000			Mega-Ohms
Cable length	0.4			m
Cable type	4 wire, PVC, spiral shield			
Construction	Aluminum			
Environmental protection	IP66			
Platform size (max)	200 x 200			mm
Recommended torque	2.0			N*m

WIRING SCHEMATIC DIAGRAM
(Balanced bridge configuration)



VISHAY TRANSDUCERS (VT) SALES OFFICES

VT Americas
City of Industry, CA
PH: +1-626-858-8899
FAX: +1-626-332-3418
vt.us@vishaymg.com

VT Netherlands
Breda
PH: +31-76-548-0700
FAX: +31-76-541-2854
vt.nl@vishaymg.com

VMG UK
Basingstoke
PH: +44-125-646-2131
FAX: +44-125-647-1441
vt.uk@vishaymg.com

VMG Israel
Netanya
PH: +972-9-863-8888
FAX: +972-9-863-8800
vt.il@vishaymg.com

VMG Germany
Heilbronn
PH: +49-7131-3901-260
FAX: +49-7131-3901-2666
vt.de@vishaymg.com

VT China
Tianjin
PH: +86-22-2835-3503
FAX: +86-22-2835-7261
vt.prc@vishaymg.com

VMG France
Chartres
PH: +33-2-37-33-31-20
FAX: +33-2-37-33-31-29
vt.fr@vishaymg.com

VT Taiwan*
Taipei
PH: +886-2-2696-0168
FAX: +886-2-2696-4965
vt.roc@vishaymg.com
*Asia except China



Notice

Specifications of the products displayed herein are subject to change without notice. Vishay Intertechnology, Inc., or anyone on its behalf, assumes no responsibility or liability for any errors or inaccuracies.

Information contained herein is intended to provide a product description only. No license, express or implied, by estoppel or otherwise, to any intellectual property rights is granted by this document. Except as provided in Vishay's terms and conditions of sale for such products, Vishay assumes no liability whatsoever, and disclaims any express or implied warranty, relating to sale and/or use of Vishay products including liability or warranties relating to fitness for a particular purpose, merchantability, or infringement of any patent, copyright, or other intellectual property right.

The products shown herein are not designed for use in medical, life-saving, or life-sustaining applications. Customers using or selling these products for use in such applications do so at their own risk and agree to fully indemnify Vishay for any damages resulting from such improper use or sale.